

Head Start

PROGRAM

City of Baton Rouge / East Baton Rouge Parish

Giving children and families the Head Start Advantage

ANNUAL REPORT

2020

Email: HeadStart@brla.gov

Website: <https://www.brla.gov/331/Head-Start->

TABLE OF CONTENTS

OUR NEW PROGRAM ADMINISTRATOR _____ 3
2020 PROGRAM HIGHLIGHTS _____ 4
STRATEGIC HIGHLIGHTS _____ 4
2020 - YEAR IN REVIEW _____ 5

COVID-19 & PROGRAM OPERATIONS _____ 6
ELIGIBILITY _____ 7
FAMILIES SERVED _____ 8
DEMOGRAPHICS _____ 9
PRIMARY LANGUAGES SERVED _____ 10
FINANCIAL SUMMARY _____ 11
BUDGETARY EXPENDITURES AND PROPOSED BUDGET _____ 12
ENROLLMENT _____ 16
ELIGIBILITY REQUIREMENTS _____ 17
FINANCIAL AUDITS _____ 18
COMPREHENSIVE SERVICES PROVIDED _____ 19
MEDICAL AND DENTAL EXAMS _____ 21
INSTRUCTIONAL SUPPORTS _____ 22
CENTER LEVEL CLASSROOM SUPPORT _____ 22

SCHOOL READINESS _____ 24
HEAD START CENTERS _____ 25
2020 POLICY COUNCIL MEMBERS _____ 26
COMMUNITY RESOURCES _____ 27

OUR NEW PROGRAM ADMINISTRATOR

Greetings,

My name is Dr. Kar-tina Roberts. I am excited to serve as the new Program Administrator for the City of Baton Rouge | East Baton Rouge Parish Head Start Program as of July 2021. Prior to joining City-Parish, I served for the past 20 years in the Louisiana Department of Education in the areas of Program Administration, Implementation, Training, Technical Support, Professional Development, Monitoring, Auditing, and Evaluation of Organization, Leadership, and Business Management positions. During my professional teaching tenure I also worked as a Pre-school teacher, Language Development Therapist, 2nd grade teacher, K-12 Speech Language Pathologist, and Higher Education Adjunct Professor teaching online and traditional courses in Business, Critical Thinking, Ethics, Culture, and Reading Methods.

As a Business and Educational Administrator, I have served in State Education as both the Interim Grants Manager and Chief of Staff in the Division of Grants Management successfully approving over 4000 state and federally funded statewide initiatives grant applications in essence of \$2 billion dollars annually. I have served as an External Grant Peer Reviewer and Business Management Consultant. I successfully provided management and leadership to over 100 plus staff daily and 200 internal/external contracted consultants. I created, developed and implemented professional development conferences for a minimum of 1500 attendees over a three-day period for parents, families, staff, and community partners statewide. I served as the grant level supervisor for staff providing administrative support, fiscal program management, auditing, monitoring, and evaluating program for over 68 plus local Education Agencies/Charter School Management Organizations, Pre-School Programs, and 200 After-school Programs inclusive of Non-Profit and For-Profit entities from the classroom level, principal level, superintendent level, and Executive Director. I will use my Ph.D. in Applied Management and Leadership Development, Masters of Philosophy of Management, Master of Arts in Organizational Management, Masters in Special Education / Speech Language Pathology and Audiology, and Bachelors of Science in Speech Language Pathology and Audiology. Together, our staff along with my 20 plus years of professional and educational experience in organizational management, staff and leadership development, collaborative community partnership development, will work diligently building network efforts toward the successful ongoing continuous improvement and sustainability of our data driven performance program.

I am overjoyed to be on this journey with the Head Start Program. My vision is to continue to be a servant leader working with our 200 plus staff and 1207 eligible children and their families while we collectively move the needle of our program to higher levels excellence. Thank you for allowing me to serve and work with each and every one of our children, parents, families, staff, policy council, governing board, community partners as we continue to ramp up our program. We embrace Head Start Forward and are diligently Head Start Strong.

Yours in Servant Leadership,

Dr. Kar-tina Roberts

Program Administrator

2020 PROGRAM HIGHLIGHTS

Annual Report School Year Achievements

The goal of the Annual Report is to demonstrate how staff provided quality comprehensive services to children, families, staff, and the community served through our overarching Head Start Performance Standards in the areas of below:

- 1302 - Program Governance
- 1302 - Program Operations
- 1303 - Financial and Administrative Requirements
- 1304 - Federal Administrative Procedures

Strategic Highlights

- Served 1,574 enrolled eligible children and families from January 2020 - June 2020.*
- Served 1207 enrolled eligible children and families from July 2020 - December 2020. **
- An average of 63% of students received monthly services Jan. 2020 - Dec. 2020.
- Transitioned 391 enrolled eligible children to Kindergarten.

*Old Grant Ended ** New Funded Grant

Financial Highlights

- Received \$5,329,803 in public funding during the 2020 Fiscal Year.
- Head Start Program Operational Costs January 2020 - June 2020 - \$5,162,955.22.
- Head Start Program Operational Costs July 2020 - December 2020 - \$ 5,210,489.97.

Operating Highlights

- 60% of our teachers hold a Bachelor's Degree or Higher meeting credentialing requirements.
- Completed 1,101 eligible family needs assessments January 2020 - December 2020
- Identified 743 eligible families that needed services January 2020 - December 2020.
- Provided 845 eligible families received social services January 2020 - December 2020.
- Referred 132 eligible families to other agencies January 2020 - December 2020.

2020 - Year in Review

“Providing High-Quality, Comprehensive Program Services To Income - Eligible Preschool Children To Enhance Their Readiness For School And Self-Sufficiency.”

Head Start / Early Head Start

The City of Baton Rouge | East Baton Rouge Parish Head Start and Early Head Start Program Administration is making its Annual Report available to the public as required by:

“The Improving Head Start for School Readiness Act of 2007”

And

The Head Start Program Performance Standards.

The purpose of the Head Start / Early Head Start Program is to “break the cycle of poverty, providing preschool children of low-income families with a comprehensive program to meet their emotional, social, health, nutritional and psychological needs.” This report identifies the resources received for the provision of Head Start / Early Head Start services and how we utilized those resources providing services to the eligible children and families served during the 2020 Head Start / Early Head Start Fiscal Year based on data driven performance and continuous improvement.

Number of Children Enrolled (January - June 2020)

Head Start	1,502
Early Head Start	72
Total Funded Enrollment	1,574

Number of Children Enrolled (July - December 2020)

Head Start	1,207
Total Funded Enrollment	1,207

COVID-19 & PROGRAM OPERATIONS

STATE OF LOUISIANA AND CITY OF EAST BATON ROUGE PARISH

During the January 2020 - December 2020 Year, The City of Baton Rouge | East Baton Rouge Parish Early Head Start / Head Start Program remained focused on our goals to provide our most vulnerable population of children and families with the comprehensive services needed for our students to become school ready for Kindergarten during the COVID-19 pandemic.

LEADERSHIP & GOVERNANCE

Our Head Start Program is a collaborative effort of our parents, policy council, community partners, leadership, and staff. Community partners are essential for our success and together in a collaborative effort continue supporting the program even when COVID-19 hit our State in its worst moments over almost two years ago. Our Policy Council and Head Start Administration continued ensuring we met program and regulatory guidelines.

EFFECTS OF COVID-19 TO OUR STATE AND MOST VULNERABLE COMMUNITY SERVED

Since January 2020, our State and City-Parish COVID-19 numbers continued to exacerbate, even to the present day, with our State at one time, being labeled as having the highest number of COVID-19 cases but the lowest number of vaccinations nationwide. Yet, in the midst of the pandemic, when schools and business shut down completely, our Head Start staff continued serving at the heart of the program bringing our Head Start mission to fruition. Beginning January 2020, out of an abundance of caution for our citizens and vulnerable community our State and City-Parish leaders mandated everyone mask-up, practice safety, and social distancing, while many of our citizens struggled day-to-day to navigate uncharted waters, meet the needs of their families, and adjust to living with COVID-19. On December 29, 2020, Louisiana reported 304,485 total cases, 7,397 total deaths, 1,689 patients hospitalized, 218 patients on ventilators and only 37,969 vaccinations administered.

VIRTUAL ADMINISTRATION, PLANNING, MEETING, AND IMPLEMENTATION

Beginning March 2020, our program transitioned to a fully remote business model and virtual learning status. Our staff diligently worked virtually out of their comfort zone turning the four walls of each classroom from face-to-face instruction into engaging remote virtual instruction. Our Program Administration conducted virtual meetings, trainings, support, and ongoing assessments of our situation, used data driven performance toward ongoing improvements, hosted virtual leadership and governance board meetings, reporting necessary information to members to obtain ongoing guidance, approval, and preserve the efficacy of ensuring meeting the needs of the community served virtually.

STAYING CONNECTED TO OUR COMMUNITY VIRTUALLY THROUGH THE PANDEMIC

Virtual activities included provision of weekly instructional packets, individual smart tablets, internet resources, online education applications, ongoing virtual parent teacher conferences, virtual home visits, instructional support, disability services, family assessments, parental involvement, family engagement educational events, availability of weekly meals to children, delivery of social-emotional mental health support, and motivation to parents. Providing virtual health screening presented a challenge due to statewide closures; however, staff communicated reminders and community resources to parents using smart tablets, educational apps, and ChildPlus.

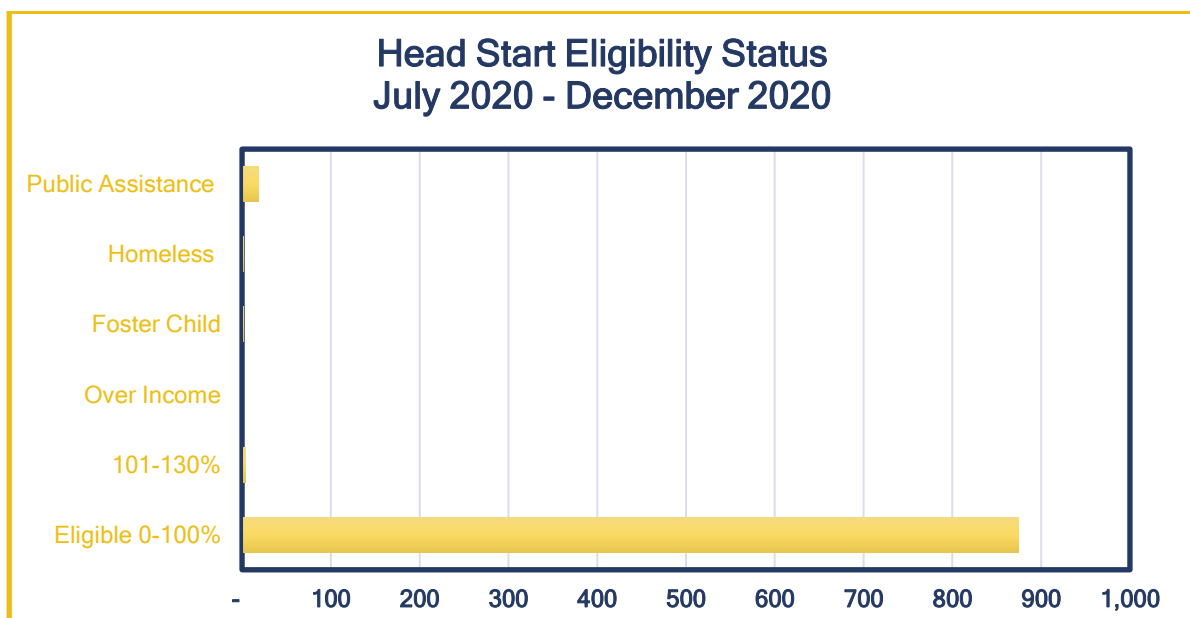
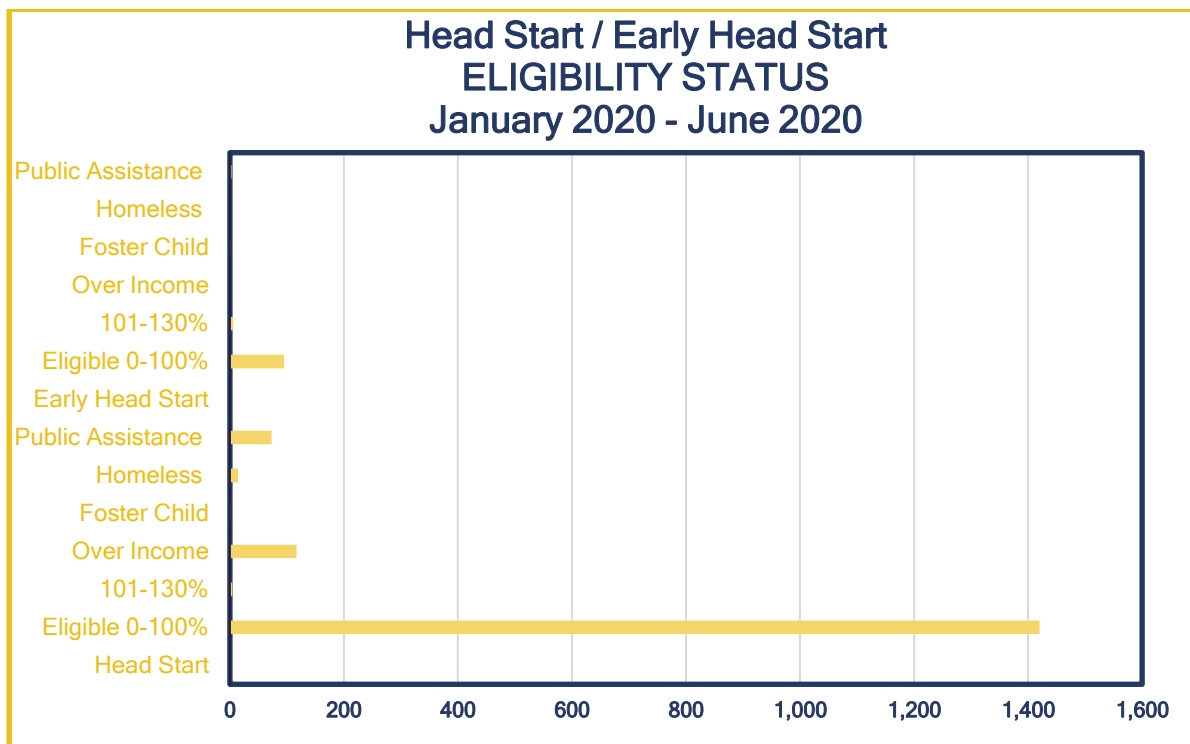
We are grateful for each day that parents and staff work to shape young minds to thrive. Our future goal is to take the program to a new level of providing services that are more comprehensive successfully. Please see the program highlight of our 2020 school year achievements.

Thank you for allowing us to serve you.

ELIGIBILITY

Enrollment by Eligibility

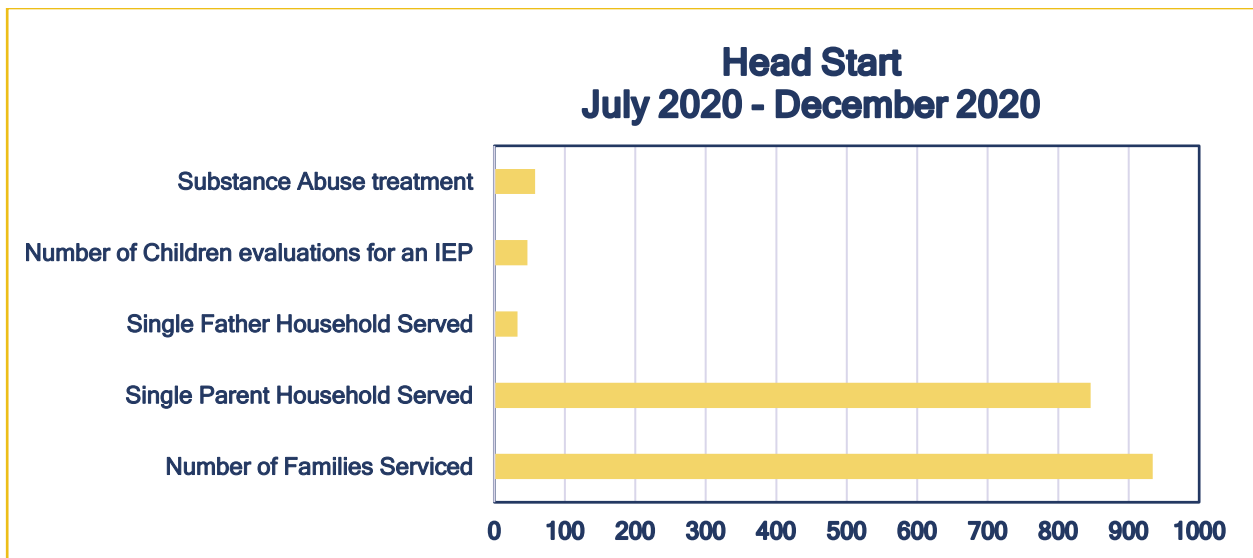
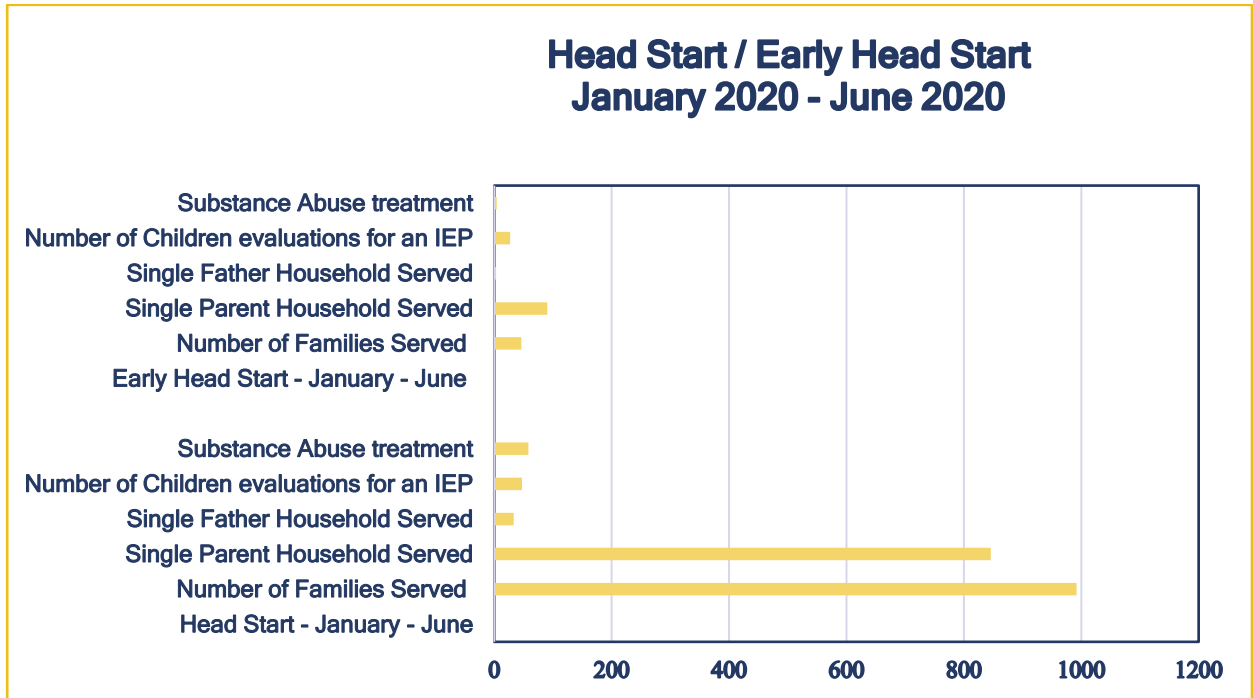
Our Head Start / Early Head Start Program Administration follows the Head Start Performance Standards Regulation Reference: 1302.12(a-m) to determine, verify, document eligibility, and ensure all applicants interviewed as to the content of their application met age and income eligibility. Additionally, administration also ensured eligible applicants met residency requirements, and enrollment of at least 10% of any eligible children with disabilities. We served 991 enrolled students cumulatively. 875 children or at least 90 percent of the children enrolled in the EBRP Head Start Program met the low-income enrollment eligibility criteria below.



FAMILIES SERVED

Total Number of Families Served

Our Head Start / Early Head Start Program Administration understands the program is comprehensive and provides services to not only eligible children but also their families. Over 843 families received services through the program through family engagement, parent activities, family partnership services, community partnerships and coordination with other programs. Below is a summary of the families served and highlights of a few services rendered.

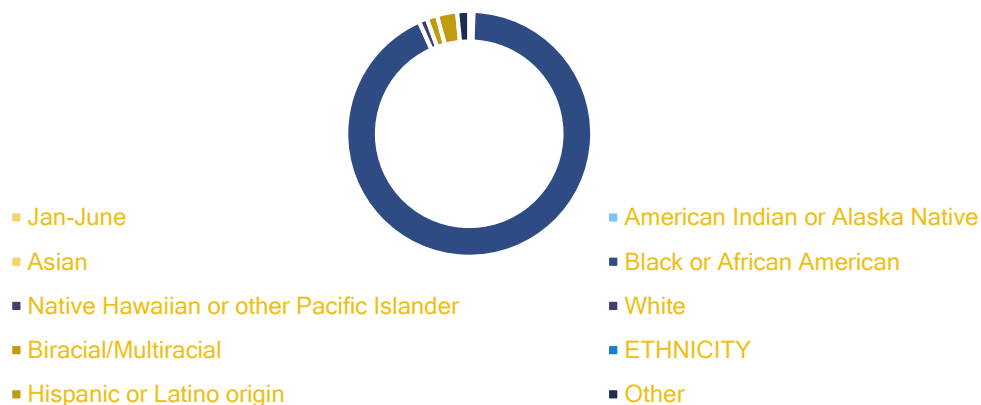


DEMOGRAPHICS

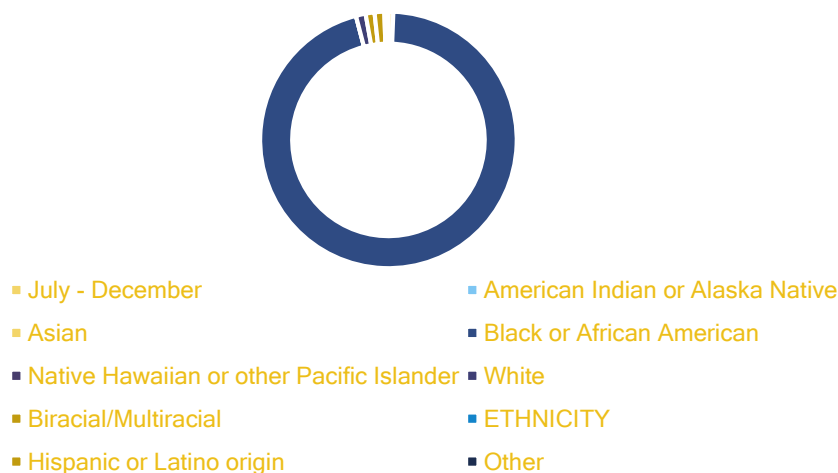
Number of Children Served and Demographics

The Early Head Start / Head Start program - funded enrollment was 1574 children in a Center-based (children in a classroom setting). Early Head Start students historically participated in the program for a full year. Head Start students participated in the program during an annual school year program from August - May. The program funded enrollment for the second half of 2020 decreased to serve 1207 eligible Head Start students only in a Center-based on the new grant awarded. The Early Head Start program transitioned the second half of 2020 to another community partner - the YWCA program. The chart below provides information on the demographics of students served for the 2020 year. The majority of students served were 934 Non-Hispanic or Non-Latino, Black or African American children. Additional students included six Asian, 12, White, 11 Bi-racial / Multi-racial, and five other.

January 2020 - June 2020




July 2020 - December 2020




PRIMARY LANGUAGES SERVED

Primary Languages of Children in Early Head / Head Start (January 2020 - June 2020)

Our Head Start program collects child-level data of the groups of children enrolled in specific classes, centers, or groups such as dual language learners to provide summary information by specific domains of development. English was the primary language of 967 children served. Of these, three children learned another language in addition to English, 15 students spoke Spanish, one spoke Middle Eastern & South Asian, six spoke East Asian, and two spoke Arabic, Hebrew, Hindi, Urdu, or Bengali.



Primary Languages of Children in Head Start (July 2020 - December 2020)



FINANCIAL SUMMARY

Public and Private Funds Received

(A) The total amount of public and private funds received and the amount from each source.

During the 2020 Head Start / Early Head Start Fiscal Year, East Baton Rouge Programs received \$5,329,803 in public funds and \$0 in private funds to operate the Head Start and Early Head Start program. The table in this section describes the amount of the public funds from each source.

HEAD START AND EARLY HEAD START PUBLIC FUNDS FROM EACH SOURCE JANUARY 2020 - JUNE 2020			
SOURCE	HEAD START	EARLY HEAD START	TOTAL
FEDERAL FUNDS (COP)	\$5,372,980.00	\$542,997.00	\$5,915,977.00
FEDERAL FUNDS (T/TA)	\$62,176.00	\$12,238.00	\$74,414.00
USDA (CACFP)	\$344,094	\$16,495.00	\$365,089.00
TOTAL	\$5,779,250.00	\$571,730.00	\$6,355,480.00
HEAD START PUBLIC FUNDS FROM EACH SOURCE JULY 2020 - DECEMBER 2020			
SOURCE	HEAD START	TOTAL	
FEDERAL FUNDS (COP)	\$6,012,048.00	\$6,012,048.00	
FEDERAL FUNDS CARES	\$1,298,196.00	\$1,298,196.00	
FEDERAL FUNDS (T/TA)	\$62,175.00	\$62,175.00	
USDA (CACFP)	\$275,263.00	\$275,263.00	
TOTAL	\$7,647,682.00	\$7,647,682.00	

BUDGETARY EXPENDITURES AND PROPOSED BUDGET

(B) An explanation of budgetary expenditures and proposed budget for the fiscal year.

The tables in this section explains the budgetary expenditures from the 2020 Head Start and Early Head Start January 2020 - June 2020 Fiscal Year. The narrative explanation includes all the sources of funds: Cost of Program Operations, Training & Technical Assistance, and Match Budgetary expenses.

HEAD START BUDGETARY EXPENDITURES (January - June 2020)

BUDGET CATEGORY	COST OF PROGRAM OPERATIONS	TRAINING & TECHNICAL ASSISTANCE	TOTAL FEDERAL	MATCH
PERSONNEL	\$2,091,371.21		\$2,091,371.21	
FRINGE BENEFITS	\$1,471,253.25		\$1,471,253.25	
TRAVEL	\$20,557.79		\$20,557.79	
SUPPLIES	\$211,445.73		\$211,445.73	
EQUIPMENT				
CONTRACTUAL	\$205,498.80		\$205,498.80	
OTHER	\$1,062,828.44	\$21,606.50	\$1,084,434.94	\$1,296,140.43
TOTAL DIRECT COSTS	\$5,062,955.22	\$21,606.50	\$5,084,561.72	\$1,296,140.43
INDIRECT COSTS	\$100,000.00		\$100,000.00	
TOTAL BUDGET	\$5,162,955.22	\$21,606.50	\$5,184,561.72	\$1,296,140.43

- PERSONNEL: The personnel funds (\$2,091,371.21) used to pay the salaries of the Head Start employees during the grant period.
- FRINGE BENEFITS: The funds (\$1,471,253.25) used to pay to the federal taxes for the Head Start employees during the grant period.
- TRAVEL: The travel funds (\$20,557.79) used to pay the travel costs associated with the Head Start employee's out-of-town professional development activities during the fiscal year.
- SUPPLIES: The funds (\$211,445.73) used to pay the cost of supplies for the staff, children and families to support their work and participation in the Head Start Program during the fiscal year.
- CONTRACTUAL: The funds (\$205,498.80) used to pay the costs of contracts necessary to implement the provision of services required by the Head Start Performance Standards.
- OTHER: The funds (\$1,084,434.94) used to pay the other costs, including rent, utilities, local travel building insurance, parent services, training & staff development and other costs need in the provision of Head Start services.
- INDIRECT COSTS: The funds (\$100,000.00) used to pay the administrative support from the grantee necessary in the provision of the Head Start services, including fiscal and administration.

Continued

Budgetary Expenditures and Proposed Budget

(B) An explanation of budgetary expenditures and proposed budget for the fiscal year.

The tables in this section explains the budgetary expenditures from the 2020 Head Start and Early Head Start January 2020 - June 2020 Fiscal Year. The narrative explanation includes all the sources of funds: Cost of Program Operations, Training & Technical Assistance, and Match Budgetary expenses.

EARLY HEAD START BUDGETARY EXPENDITURES (January 2020 - June 2020)

BUDGET CATEGORY	COST OF PROGRAM OPERATIONS	TRAINING & TECHNICAL ASSISTANCE	TOTAL FEDERAL	MATCH
PERSONNEL	\$163,121.69		\$163,121.69	
FRINGE BENEFITS	\$161,823.07		\$161,823.07	
TRAVEL		\$11,712.50	\$11,712.50	
SUPPLIES	\$2,810.12		\$2,810.12	
CONTRACTUAL	\$14,919.60		\$14,919.60	
OTHER	\$61,620.42	\$375.00	\$61,995.42	\$106,595.60
TOTAL DIRECT COSTS	\$404,294.90	\$12,087.50	\$416,382.40	\$106,595.60
INDIRECT COSTS	\$10,000.00		\$10,000.00	
TOTAL BUDGET	\$414,294.90	\$12,087.50	\$426,382.40	\$106,595.60

- PERSONNEL: The personnel funds (\$163,121.69) used to pay the salaries of the Early Head Start employees during the grant period.
- FRINGE BENEFITS: The funds (\$161,823.07) used to pay to the federal taxes for the Early Head Start employees during the grant period.
- TRAVEL: The travel funds (\$11,712.50) used to pay the travel costs associated with the Early Head Start employee's out-of-town professional development activities during the fiscal year.
- SUPPLIES: The funds (\$2,810.12) used to pay the cost of supplies for the staff, children and families to support their work and participation in the Early Head Start Program during the fiscal year.
- CONTRACTUAL: The funds (\$14,919.60) used to pay the costs of contracts necessary to implement the provision of services required by the Head Start Performance Standards.
- OTHER: The funds (\$61,995.42) used to pay the other costs, including rent, utilities, local travel building insurance, parent services, training & staff development and other costs need in the provision of Early Head Start services.
- INDIRECT COSTS: The funds (\$10,000.000) used to pay the administrative support from the grantee necessary in the provision of the Early Head Start services, including fiscal and administration.

Continued

Budgetary Expenditures and Proposed Budget

(B) An explanation of budgetary expenditures and proposed budget for the fiscal year.

The tables in this section explains the budgetary expenditures from the 2020 Head Start and Early Head Start January 2020 - June 2020 Fiscal Year. The narrative explanation includes all the sources of funds: Cost of Program Operations, Training & Technical Assistance, and Match Budgetary expenses.

HEAD START BUDGETARY EXPENDITURES (July 2020 - December 2020)

BUDGET CATEGORY	COST OF PROGRAM OPERATIONS	TRAINING & TECHNICAL ASSISTANCE	CARES ACT	TOTAL FEDERAL	MATCH
PERSONNEL	\$1,878,248.53			\$1,878,248.53	
FRINGE BENEFITS	\$1,075,657.38			\$1,075,657.38	
TRAVEL	\$38,806.05			\$38,806.05	
SUPPLIES	\$ 916,044.41	\$49,996.13	\$205,861.37	\$1,171,901.91	
EQUIPMENT	\$54,794.50			\$54,794.50	
CONTRACTUAL	\$335,896.94	\$1,263.46	\$20,832.00	\$357,992.40	
OTHER	\$829,912.16	\$8,290.48	\$339.64	\$838,542.28	\$607,448.48
TOTAL DIRECT COSTS	\$5,129,256.97	\$59,550.07	\$227,033.01	\$5,415,840.05	\$607,448.48
INDIRECT COSTS	\$81,233.00			\$81,233.00	
TOTAL BUDGET	\$5,210,489.97	\$59,550.07	\$227,033.01	\$5,497,073.05	\$607,448.48

- PERSONNEL: The personnel funds (\$1,878,248.53) used to pay the salaries of the Head Start employees during the grant period.
- FRINGE BENEFITS: The funds (\$1,075,657.38) used to pay to the federal taxes for the Head Start employees during the grant period.
- TRAVEL: The travel funds (\$38,806.05) used to pay the travel costs associated with the Head Start employee's out-of-town professional development activities during the fiscal year.
- SUPPLIES: The funds (\$1,171,901.91) used to pay the cost of supplies for the staff, children and families to support their work and participation in the Head Start Program during the fiscal year.
- EQUIPMENT: The funds (\$54,794.50) used to pay the cost of equipment for the staff, children and families to support their work and participation in the Head Start Program during the fiscal year.
- CONTRACTUAL: The funds (\$357,992.40) used to pay the costs of contracts necessary to implement the provision of services required by the Head Start Performance Standards.
- OTHER: The funds (\$838,542.28) used to pay the other costs, including rent, utilities, local travel building insurance, parent services, training & staff development and other costs need in the provision of Head Start services.
- INDIRECT COSTS: The funds (\$81,233.00) used to pay the administrative support from the grantee necessary in the provision of the Head Start services, including fiscal and administration.

Continued

Budgetary Expenditures and Proposed Budget

(B) An explanation of budgetary expenditures and proposed budget for the fiscal year.

2021 HEAD START PROPOSED BUDGET

The tables in this section explains the proposed budget for the 2021 Head Start Fiscal Year. The narrative explanation includes all the sources of funds: Cost of Program Operations, Training & Technical Assistance and Match.

2021 HEAD START PROPOSED BUDGET

BUDGET CATEGORY	COST OF PROGRAM OPERATIONS	TRAINING & TECHNICAL ASSISTANCE	TOTAL FEDERAL	MATCH
PERSONNEL	\$5,150,817.00		\$5,150,817.00	
FRINGE BENEFITS	\$3,767,871.00		\$3,767,871.00	
TRAVEL		\$42,232.00	\$42,232.00	
SUPPLIES	\$226,100.00		\$226,100.00	
CONTRACTUAL	\$325,000.00		\$325,000.00	
OTHER	\$1,539,011.00	\$82,119.00	\$1,621,130.00	\$2,816,096.00
TOTAL DIRECT COSTS	\$11,008,799.00	\$124,351.00	\$11,133,150.00	\$2,816,096.00
INDIRECT COSTS	\$131,232.00		\$131,232.00	
TOTAL BUDGET	\$11,140,031.00	\$124,351.00	\$11,264,382.00	\$2,816,096.00

- PERSONNEL: The personnel funds (\$5,150,817.00) used to pay the salaries of the Head Start employees during the grant period.
- FRINGE BENEFITS: The funds (\$3,767,871.00) used to pay to the federal taxes for the Head Start employees during the grant period.
- TRAVEL: The travel funds (\$42,232.00) used to pay the travel costs associated with the Head Start employee's out-of-town professional development activities during the fiscal year.
- SUPPLIES: The funds (\$226,100.00) used to pay the cost of supplies for the staff, children and families to support their work and participation in the Head Start Program during the fiscal year.
- CONTRACTUAL: The funds (\$325,000.00) used to pay the costs of contracts necessary to implement the provision of services required by the Head Start Performance Standards.
- OTHER: The funds (\$1,621,130.00) used to pay the other costs, including rent, utilities, local travel, building insurance, parent services, training & staff development and other costs need in the provision of Head Start services.
- INDIRECT COSTS: The funds (\$131,232.00) used to pay the administrative support from the grantee necessary in the provision of the Head Start services, including fiscal and administration.

ENROLLMENT

(C) The total number of children and families served, the average monthly enrollment (as a percentage of funded enrollment), and the percentage of eligible children served.

- i. The tables in this section describes the children and families served during the 2020 Head Start and Early Head Start Fiscal Year including a total of 564 or 57% 3-years old and 427 or 43% of 4 years old children.

HEAD START AND EARLY HEAD START CHILDREN AND FAMILIES SERVICED				
PROGRAMS	CHILDREN	FAMILIES	CHILDREN	FAMILIES
HEAD START	1502	992		
EARLY HEAD START			72	46
TOTAL PROGRAM	1502	992	72	46

- ii. The tables in this section describes the monthly enrollment (as a percentage of funded enrollment) during the 2020 Head Start and Early Head Start Fiscal Year.

MONTHLY PERCENTAGE OF ENROLLMENT TO ACTUAL ENROLLMENT						
MONTHS	HEAD START			EARLY HEAD START		
	FUNDED ENR.	ACTUAL ENR.	% OF FUNDED ENR.	FUNDED ENR.	ACTUAL ENR.	% OF FUNDED ENR.
January	1502	992	66%	72	72	100%
February	1502	992	66%	72	72	100%
March	1502	992	66%	72	72	100%
April	1502	992	66%	72	72	100%
May	1502	992	66%	72	72	100%
June	1502	992	66%	72	72	100%
September	1207	735	61%			
October	1207	919	76%			
November	1207	858	71%			
December	1207	888	74%			

- iii. The tables in this section describes the percentage of eligible children served during the 2020 Head Start and Early Head Start Fiscal Year. The eligibility determination was based on: (a) The Family's Income-(875) (b) The Family Is Eligible For Or, In The Absence Of Child Care-(-0-), (c) Would Be Potentially Eligible For Public Assistance; Including TANF Child-Only Payment-(18) (d) The Child Is Homeless-(2); The Child Is In Foster Care-(2); or, eligible based on other need not counted-(94).

ELIGIBLE CHILDREN SERVED DURING THE 2020 HEAD START AND EARLY HEAD START FISCAL YEAR.		
DATA	HEAD START	EARLY HEAD START
ELIGIBLE CHILDREN	663	396
10% OVER INCOME CHILDREN	385	235
TOTAL CHILDREN	1048	631
% OF ELIGIBLE CHILDREN SERVED	63%	63%

ELIGIBILITY REQUIREMENTS

AGE ELIGIBILITY

- Serves eligible children ages three and four years old by September of each year.

INCOME ELIGIBILITY

- Family meets the current Federal Income Poverty Guidelines and is a resident of East Baton Rouge Parish.
- View the [HHS webpage for income guidelines](#).

PRIORITY ELIGIBILITY

- Priority is granted if the family meets any of the following categories:
 - The Family Is Income Eligible;
 - The Child Is In Foster Care;
 - The Family Is Receiving Benefits Or Services Through The TANF (FITAP-Welfare) Program;
 - A Family Member Living With And Supported The Child Receives Supplemental Security Income Benefits (SSI);
 - The Family/Child Is Homeless;
 - The Child has a Disability, Including a Severe Disability, If Your Child Has a Current Individualized Education Plan (IEP).

REQUIRED DOCUMENTATION

- Proof of all family income
- 1040
- W2
- Pay Stubs
- Unemployment Document
- Budget Slip
- Child Support Documents
- Self-Employment Statement
- SSI/SS Documents
- Proof of Age
- Medical Card/Health Insurance Card Immunization Card (up-to-date)
- Notarized Proof of Guardianship (if applicable)

FINANCIAL AUDITS

(D) The results of the most recent review by the Secretary and the financial audit.

- i. REVIEW BY THE SECRETARY: The Head Start and Early Head Start Program did not receive a review from the Office of Head Start for the 2020 fiscal year.
- ii. FINANCIAL AUDIT: East Baton Rouge Head Start and Early Head Start 2020 Audit did not include findings, questions costs or management concerns related to the Head Start and Early Head Start Programs. The audit included an Unmodified Opinion for the (1) financial statements and (2) major programs.

COMPREHENSIVE SERVICES PROVIDED

EDUCATION & EARLY CHILDHOOD DEVELOPMENT

Education services included providing a learning environment, which helps children develop socially, intellectually, physically and emotionally in a manner appropriate to their age and state of development.

HEALTH, NUTRITION & MENTAL HEALTH

Head Start provides a comprehensive health program to promote preventative health services and early intervention. The child's family is provided with the necessary skills and insight to link the family to an on-going health care system to ensure continued comprehensive health care. Services include medical, dental, and developmental screening, exams and follow-up, nutritional services, mental health services, and health education. The child nutrition program promotes wellness of the child and family. Children and parents were offered the opportunity to receive special dietary services from the staff dietitian.

FAMILY SERVICES

Head Start family services offer opportunities and support for family growth, so that needs, interests and strengths are identified. The objective is to support parents as they identify needs to meet their specific goals. 852 or 91% of 934 eligible families received at least one family service.

The number of families that received the following program service to promote family outcomes:	# of families that received the following services during the program year	% of families that received the following services during the program year
Emergency/crisis intervention (e.g. meeting immediate needs for food, clothing, or shelter)	193	21%
Housing assistance (e.g. subsidies, utilities, repairs)	179	19%
Asset building services (e.g. financial education, debt counseling)	281	30%
Mental health services	303	32%
Substance misuse prevention	68	7%
Substance misuse treatment	58	6%
English as a Second Language (ESL) training	16	2%
Assistance in enrolling into an education or job training program	296	32%
Research-based parenting curriculum	39	4%
Involvement in discussing their child's screening and assessment results and their child's progress	708	76%
Supporting transitions between programs (i.e. EHS to HS, HS to kindergarten)	243	26%
Education on preventive medical and oral health	5	1%
Education on health and developmental consequences of tobacco product use	5	1%
Education on nutrition	536	57%
Education on postpartum care (e.g. breastfeeding support)	38	4%
Education on relationship/marriage	77	8%
Assistance to families of incarcerated individuals	2	0%
Of these, the number of families who were counted in at least one of the services listed above	852	91%

DISABILITIES SERVICES

Children with disabilities and their families receive the full range of services including screening for possible intervention, and development and implementation of an Individual Education Plan (IEP) that meet the child's specific needs. Head Start staff work closely with the local school system and community agencies and partners to provide services that meet the special needs of children with disabilities.

Percentage (%) of preschool children that received special education or related services for one of the primary disabilities	48	98%
--	----	-----

FATHER ENGAGEMENT

Head Start has developed a special initiative to support and strengthen the role of fathers in families. 33 or 4% of our families included only fathers. The initiative is guided by the following principles:

- All fathers can be important contributors to the well-being of their children.
- Men should receive the education and support necessary to prepare them for the responsibility of parenthood.
- The roles fathers play in families are diverse and tied to cultural and community norms.

Number of fathers/father figures who were engaged in the following activities during this program year:	# of father/father figures
Family assessment	98
Family goal setting	23
Involvement in child's Head Start child development experiences (e.g. home visits, parent-teacher conferences, volunteering)	128
Head Start program governance, such as participation in the Policy Council or policy committees	11
Parenting education workshops	84

FAMILY SUPPORT SERVICES

Family Support Services include recruitment and enrollment of children, advocacy, and connection to community resources to improve the condition and quality of family life. Services are also available to assist families in their own efforts to become self-sufficient.

PARENT INVOLVEMENT

Parents are essential part of the Head Start Program and actively participate in the classroom, parent group activities and in the program planning and decision-making process. They serve on parent committees and may represent their center on the Head Start Policy Council.

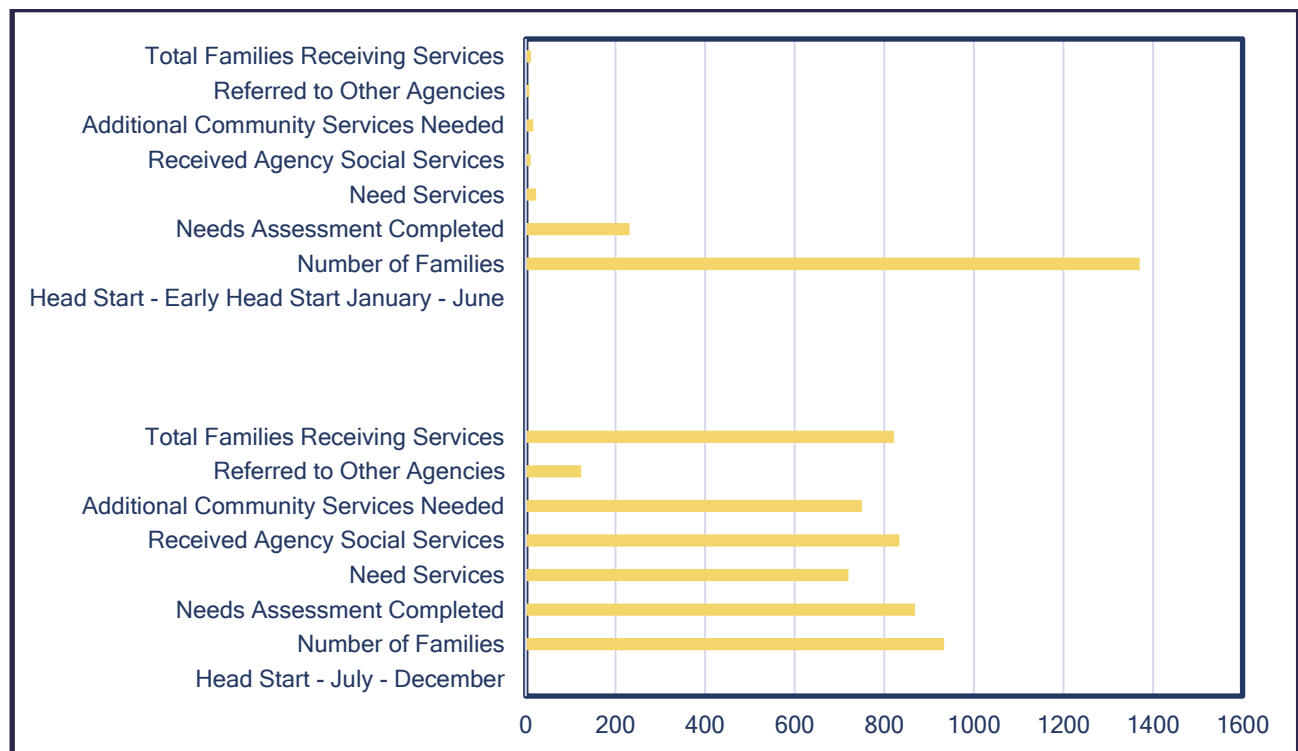
MEDICAL AND DENTAL EXAMS

(E) The percentage of enrolled children that received medical and dental exams.

The tables in this section describes the percentage of children in the Head Start and Early Head Start Programs receiving medical and dental exams during the 2020 fiscal year. Due to COVID-19 and closure of schools and businesses, certain services were suspended and could not be provided virtually.

DATA SETS	HEAD START	EARLY HEAD START
Enrollment	992	72
Medical Exams	867	72
% of Children receiving Medical Exams	87%	100%
Dental Exams	902	0
% of Children receiving Dental Exams	91%	0

Child Health Services



INSTRUCTIONAL SUPPORTS

Center Level Classroom Support

Preschool Classroom Teachers	68	
Preschool Classroom Assistant Teachers	68	
	Number	Percentage
Percentage (%) of preschool classroom teachers that meet the degree/credential requirements of Section 648A. (2)(A) (BA or higher - ECE/related) that will become effective September 2013.	26	38.2%
Percentage (%) of preschool classroom assistant teachers with a CDA/equivalent or higher, or are enrolled in a CDA or ECE degree program.	54	79.4%

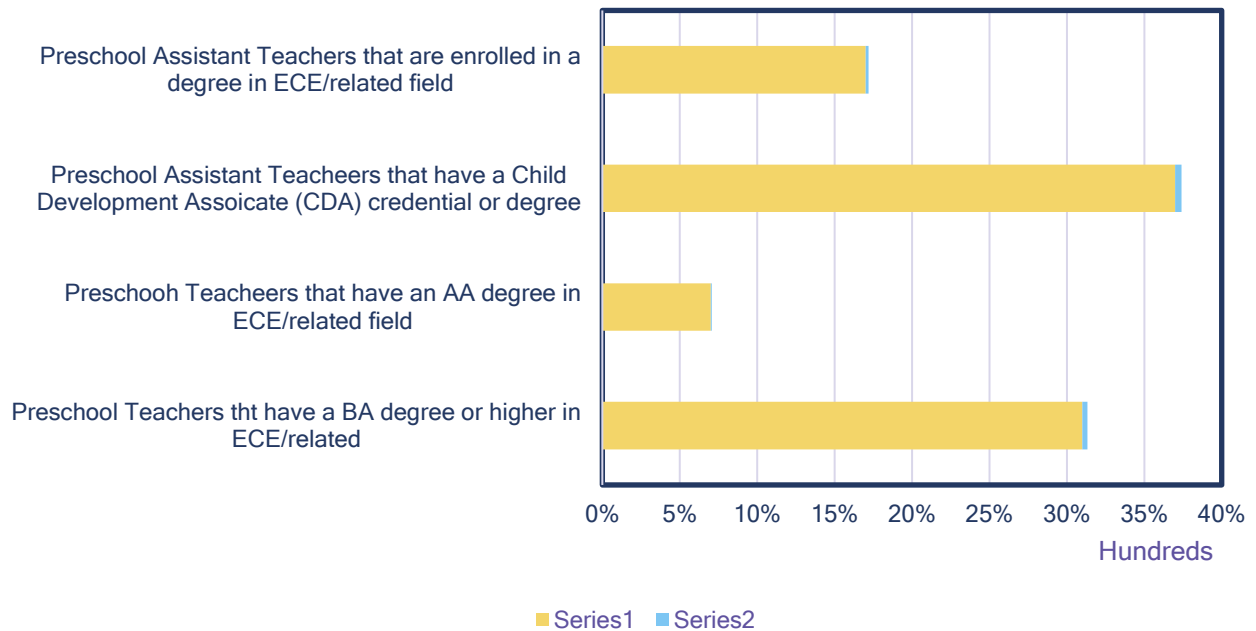
CLASSROOM INSTRUCTION EDUCATION / SCHOOL READINESS INITIATIVE

- The program recognizes that staff qualifications and skills strongly correlate with overall quality of classroom instruction and that investments in teacher credentialing improve child outcomes.
- 21 teacher assistants are pursuing their Child Development Associates credentials.
- We also recognize challenges related to teacher shortages, competitive wage comparability, as, and recruitment difficulties due to COVID-19.

EARLY HEAD START / HEAD START TEACHER

- In PY 2013, a national requirement mandated that 50% of Head Start lead classroom teachers hold a bachelor's degree by the end of September 2013.
- Provide individualize instruction, including activities that foster children's social skills and emotional well-being.
- Support children's physical health and development, through screenings, meals, and community support.
- Support the goals and needs of children's caregivers and families (e.g., housing and financial security).

Percentage of Teachers



INSTRUCTIONAL SUPPORTS (CONTINUE)

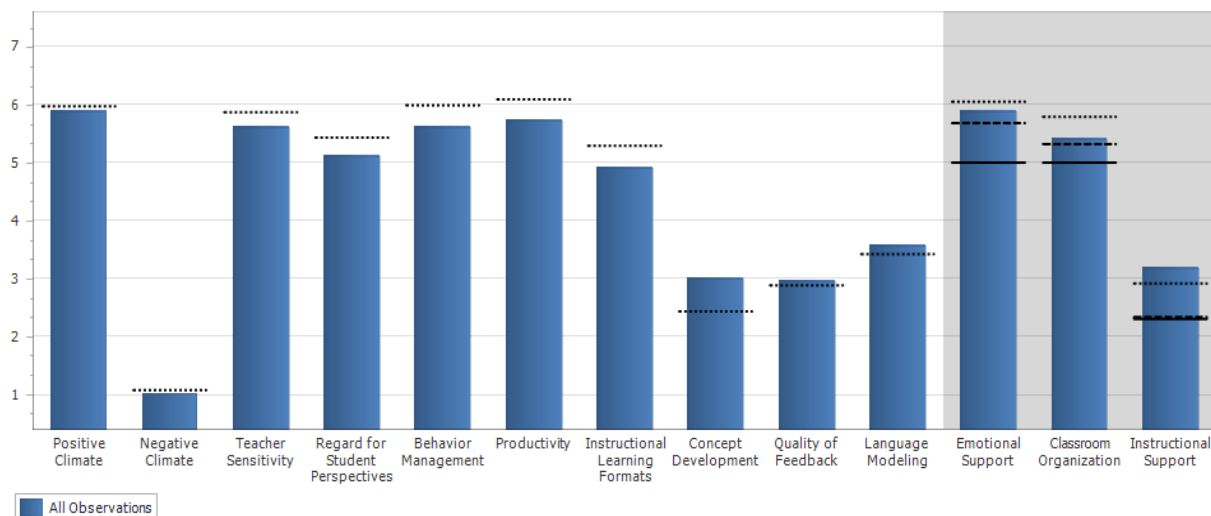
Classroom Assessment Scoring System

The CLASS (Classroom Assessment Scoring System) is a nationally recognized, standardized assessment tool that measures teacher/child interaction and the emotional and instructional climate in classrooms serving 3 to 5-year-olds. Research indicates that at the preschool level more effective teacher-child interactions are associated with higher scores in vocabulary and math for children about to enter kindergarten (Marshburn et al., 2008).

Results from the CLASS administered support professional development plans for staff including training opportunities and resources for strengthening teacher/child interactions.

The CLASS Tool Categorizes Teacher-Child Interactions Into Three Broad Domains	
Categories / Domains	Observations
Emotional Support:	<ul style="list-style-type: none"> Captures how teachers help children develop positive relationships, enjoyment in learning, and appropriate levels of independence.
Classroom Organization	<ul style="list-style-type: none"> Focuses on how teachers manage the classroom to maximize learning and keep children engaged.
Instructional Support:	<ul style="list-style-type: none"> Involves how teachers promote children’s thinking and problem solving, use feedback to deepen understanding, and develop more complex language skills.

CLASS OBSERVATIONS OUTCOMES



	PC	NC	TS	RSP	BM	PD	ILF	CD	QF	LM	ES	CO	IS
All Observations	5.88	1.01	5.62	5.12	5.62	5.74	4.91	3	2.96	3.57	5.9	5.42	3.18

SCHOOL READINESS

Transitioning and Bridging Our Students to Kindergarten

“The Head Start Approach to School Readiness means that children are ready for school, families are ready to support their children’s learning, and schools are ready for children.”

Providing a Comprehensive Focus on Students Becoming Ready for Kindergarten

The East Baton Rouge Parish Head Start program provides a comprehensive focus on physical, cognitive, and social and emotional development, all of which are essential to children becoming ready for kindergarten. The East Baton Rouge Parish Head Start program has an integrated curriculum in place that addresses the essential domains of school readiness in the Head Start and Early Learning Framework.

Student Assessment Data Using Teaching Strategies Gold

Child level assessment data is collected three times a year using the assessment tool Teaching Strategies Gold. The information collected is shared with the parents twice a year.

Promoting Parental Partnerships and Student Progress

Parental partnerships are encouraged that promotes an understanding of the child’s progress, provide support, and encourage learning. There is also ongoing communication with the local schools to exchange information about the children and programs and to align services for early learning, health, and family engagement.

Parent Handbook

Families of students that enroll in Head Start are provided with a packet of information about the Head Start program, including a copy of the parent handbook. Due to COVID-19, parents attended a virtual parent orientation, virtual open house, conducted online parent conferences, and virtual home visits. Families were given the opportunity to see the classrooms online through educational applications, meet administrators and other staff involved in supporting their child online with the children to ask questions about the program and curriculum.

The Head Start program is the beginning for many students on their journey to Kindergarten Readiness.

<p style="text-align: center;">Students That Transitioned to Kindergarten</p>	<p style="text-align: center;">391</p>
--	---

HEAD START CENTERS

<p>Charlie Thomas Head Start 8686 Pecan Tree Drive Baton Rouge, LA 70810 (225) 761-4436</p>	<p>Progress II Head Start 1881 Progress Road Baton Rouge, LA 70807 (225) 774-8158</p>
<p>Children Development and Learning Center 7315 Exchange Place Baton Rouge, LA 70806 (225) 924-3414</p>	<p>New Horizon Head Start/Annex 1111 North 28th Street Baton Rouge, LA 70802 (225) 344-2152</p>
<p>Dalton Head Start 8605 Ontario Street Baton Rouge, LA 70805 (225) 357-0244</p>	<p>La Belle Aire Head Start/Annex 1919 North Cristy Drive Baton Rouge, LA 70815 (225) 275-0426</p>
<p>Freeman-Matthews Head Start 1383 Napoleon Street Baton Rouge, LA 70802 (225) 387-8531</p>	<p>Wonderland Head Start 1500 Oleander Street Baton Rouge, LA 70802 (225) 346-0677</p>
<p>Progress I Head Start 1881 Progress Road Baton Rouge, LA 70807 (225) 774-8158</p>	<p>Capital Area Head Start 4523 Plank Road Baton Rouge, LA 70805 (225) 358-4501</p>

2020 POLICY COUNCIL MEMBERS

Representatives	
Lakosia Fisher - Thomas, Chairperson	
Pebbles Keaton	Josea Keller
Crystal Sterling	J'Shunda Clark
Tieka Brown	Kenneth Epps
Evelyn Smith	Kerri Harris
Jaimie Broussard	Latoya Nelson
Jessica Washington	Ray Kelly
Roshon Crome	
Community Representatives	
Mikkie Matthews	Tina Paul
Rosie Wiley	Veronica Buckley

COMMUNITY RESOURCES

A Family Dental Care Clinic	Beverly Taylor	Children's International Pediatric
Acadian Family Dentistry	Bippo's Place for Smiles	Chirine Adnan Abou Turk
Acadian Family Dentistry	Blue Cross Blue Shield	Corey Herbert
ACT Kidmed	Bluebonnet Dental Care	Courtney James
Adult and Pediatric	Bock, Brooke MD	Danny S. Wood
Aetna	Bowman, Jonathan Dr.	David Carter
Aetna International	Brad Gurrausso	Dawn Vick
Affordable Dental Care	Bradford Smith	Dawn Zitman
Aimee Ferrell	Bradley Black	Diane Kirby
Aimee Parell	Bradley Comeaux	Distinctive Smile
Alexis Motley	Brannon Perilloux	Dionne Matthews
Alicia Kober	Brett Rabel	Distinctive Smiles
All Smiles Dental	Brett Ragusa	Dr. Martin
Amanda Crawford	Dr. Brian Despinasse	Dr. Geesh
Amanda Pearson	Brian Harrell	Dr. Henry Haley
Amber Denham	Broadway Dental	Dr. Jacob M. Woods
Amerigroup	Brook Hoods	Dr. Pamela Williams
AmeriHealth Louisiana	Brookshire Dental	Dr. A. Dave
Andriette Fitch	Brush Dental	Dr. Adams
Angela (Ellzey) Shaw	Bryan Garrey Sibley	Dr. Amar H. Dave
Anh Tuan Nguyen, MD	Brynn Leroux	Dr. Amber
Anointed Family Medicine	Byron Jasper	Dr. Andrew Black
Anu Vellanki	Capital Area Corporate Recycling	Dr. B. Dyess
APD	Capital Area Human Services	Dr. Blacher
Ascension Children's Dental	CareSouth	Dr. Bradley Black
Ashley Lucas	Carmen Johnson	Dr. Brian Despinasse
Ashley's Optical	Carol J. Galliano	Dr. C. Venters
Associate Pediatric	Cecilia Duchamp	Dr. Candice Collins
B. Jasper	Chad A. Lacour	Dr. Charles Daniels
Baton Rouge Community College	Charles Daniel	Dr. Daisy
Baton Rouge Clinic	Charles Geno	Dr. Eric Griener
Baton Rouge Dental	Charmaine Ventures	Dr. Gambil
Baton Rouge Eye Physicians	Chesney Speech Therapy	Dr. Kirby
Baton Rouge Family Dentistry	Children's Dental	Dr. Lee Berthelot
Bayou Health	Children's Dental Care	Dr. Leonard Lewis/ Lewis Dental
Bencaz Family Dentistry	Children's International North	Dr. Lynn Cayley
Dr. Owens	Healthy Smiles	Kathleen Corbin

Dr. Padgett	Healthy Steps Pediatrics	Kathryn Elkins
Dr. Padgett	Hina Patel, MD	Kathy Powell
Dr. Rebal	Horace Collingsworth	Ked Med South
Dr. Tamma Gray	Hugh McKnight	Keewanna B Womack
Dr. Taylor	I. Cohen	Kelli Bovard
Dr. Thomas Wingo Jr.	Irwin Cohen	Kendra Michael
Dr. Tiffany Roberts	J. Castillo	Kenneth Romain
Dr. Wendy Waguespack and Assoc.	Jack L. Breaux	Kent Rhodes
Drake Bellanger	Jaclyn Duboue	Kid Med East
Dynamic Therapy	Jacob LeBas	Kid Med North
Early Steps	Jacqueline Williams	Kid Med South
East Baton Rouge Health	Jamel Martin	Kids Smile
East Baton Rouge Pupil Appraisal	James C. Keller, Jr., MD	Kredenna Beverly
Easwar Ramadoss	James Campbell	LA Center For Eyes
Elenita Samtos-Mata	Jane Whang	LA Healthcare Connections
Elise Norris	Janice Hudson	Lacey Clark
Elizabeth Clay	Jared Harris	Lake Pediatrics At O'neal
Ellis Landreneau	Jason Hutto	Lake Pediatrics Goodwood
Ellyn O'Neal	Jason Varan	Lake Primary Care-South
Elsie Daniels	Jeff Ellard	LaKesha Collins
EMC Eye Medical Center	Jennifer Guidroz	Lakisha Lee
Emily Grezaffi	Jennifer Hogan	Lamala
EMLA Care Family Clinic	Jennifer Maraia	Latoya Leonard-Hughes
EMPLOY BR	Jerry Williams	Lauren Burger
Family Health Center	Jewel Newman	Leroy Koschel
FAMILY ROAD	Joh P Ramitez	Leslie Irby
Frances Wiggins	John Barksdale, DDS	Lisa Khanh Le
Gardy Valentine	John Hall Jr	Lois H. Gesn
Gertrude Anyanwoke	John McPherson	Louisiana Dental Center
Goodwood General Dentistry	John Prestigiacomio	Louisiana Healthcare Connections
Goodwood Pediatrics	John Tran	LPB
Grand Family Dentistry	Johnnie Hunt	LSU Mid City Clinic
Gregory J. Gelpi	Jones Creek Dentistry	LSU Pediatric Clinic Shreveport
HALL DAVIS AND SON	Joseph Thomas	Luan Pham
Health Network Of La.	Jule Griebrok-Assercq	Lynette David
Healthcare Connections	Just Kids Dental	Lynn C. Murphy
Healthy Blue	K. Moody	M P Jayasankaran
Healthy Louisiana	Karen Simpson	M. Dawn
M. Sharp	Pamela Woods	Southeast Pediatrics
Mandy B. Grier	Pankajam Mahadevan, MD	St Francisville Family Dentistry

Marcela Jolivette, DDS	Patricia Schneider	St. Elizabeth Physicians
Marcie Adams	Paul Giorlando	St. Gabriel Health Clinic
Mark Mouton	Pediatric Academic Clinic	St. John United Methodist Church
Mary Mazza-Ricketts	Pediatric Associates	St. Jude Affiliate Clinic
McMains Developmental Center	Pediatric Clinic-St. Fran.	Stacie Bland
MCNA Dental	Pediatric Clinic-Westbank	Stacy Blanch
Megan Blanchard	Pediatric Medical Center	Stacy Jones
Melissa Aldy	Pediatrics Specialist Bluebonnet	Stephanie Kelleher
Melissa Holland	Peter Igoe	Stevens Dental
Melissa McCormick	Premier Pediatrics	Sylvia Sutton
Micah Callais	Quang Vu	Taira Woodroffe
Michael Bodin	Rabel Family Dentistry	Taylor Dental
Michael Dougherty	Racheal Sims	Teryl Emary DDS
Michael J. Von Gruben	Rachel Hathan	The Baton Rouge Clinic
Michael Quinn	Rachel Stephenson	The Pediatric Eye Care Center
Michael Rabel	Randall Bergeron	Tiffany Chevalier
Michele Patel	Raynando Bank	Tiger Town Dental
Michelle Breaux	Rebecca Bokun	TKZ Pediatrics
Mikki Bouquet	Red Stick Pediatrics	Todd Hartsfield
Mindy Calandro	Reddy Family Medical Clinic	Total Family Healthcare
Mohammad Badi Asbahi	RKM Primary Care	Traci Woodard
Mokiso Murrill	Robert Delarosa	Tracy Lamelle
Monticello Dental Care	Robert Feldman	Trans Dental
Monticello Dentistry	Rodney Hatfield	Twinkling Smiles
Morgan L. William	Ronald Andrews	United Health Care
Myriam Ortiz	Russell Noles	United Way
North Point Family Health	S. Sutton	Uyen Caro
North Oaks Pediatric Clinic	Salvation Army	Vasanthi Vinayagam
OFFICE OF SOCIAL SERVICE	Sandy Reed, MD	Veronica Thomas
Office of Social Services	Sarah Vitenas	Vincent Shaw, Jr
OLOL Physicians - Dutchtown	Shaundelette Nelson	Volunteers of America
Open Healthcare	Shirley Wade	Wampold, Richard DDS
Oschner Health Care Clinic	Shriver, Pam Dr.	Wayne Gravois
Oschner Medical/The Grove	Smile Star Pediatric Dentistry	Williams Eye Center
Our Lady of Physician Group	Smile Studio	Williamson Allemond Regional
Our Lady Physician Zachary Med	Smiling Starz	Wilson Wang
Our Lake Pediatrics	Southeast Community Health	Y. Duc Nguyen, MD
	Zachary Pediatrics	

“Head Start Strong.” Moving “Head Start Forward.”

Mayor-President, Sharon Weston Broome

Vernadine Mabry, Director

Division of Human Development and Services

Dr. Kar-Tina Roberts, Program Administrator

Judy Thompson

&

Rhonda McFarland,

Assistant Program Administrators

City of Baton Rouge, East Baton Rouge Parish Head Start Program

Policy Council

Head Start Staff

Community Partners

Released October 2021

